



DCash
An ECCS Initiative
 Connecting Our Region...
 Transforming Lives





The Future of the EC\$ is Digital!



Connecting Our Region...
Transforming Lives



Website: www.skccu.com

Tel: +1 (869) 465 2272

Email: DCash@skccu.com

info@skccu.com

Address: Bladen Commercial Development/New Street,
Basseterre, St. Kitts, West Indies

What is DCash?

- DCash is a digital version of the Eastern Caribbean (EC) currency - our legal tender in digital form.
- The Eastern Caribbean Central Bank (ECCB) is using the latest technology to provide a new payment option to advance financial services within its member countries.
- The ECCB has partnered with several financial institutions, local and regional businesses, and consumers, within Antigua and Barbuda, Grenada, Saint Kitts and Nevis, and Saint Lucia.

DCash benefits

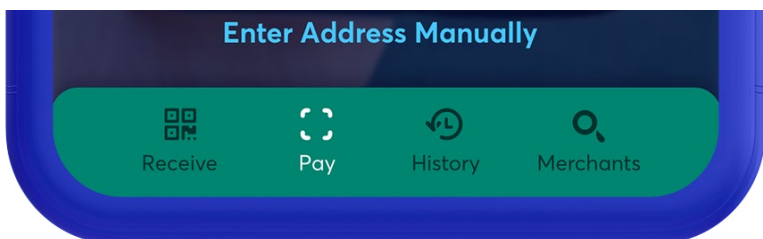
- Anyone, with a smart device, can download and sign up to use DCash.
- There are no hidden charges or fees for using DCash.
- DCash transactions are concluded faster than with cash or cards.
- You can transfer DCash directly from your bank account.
- DCash exists in your DCash account, accessible via your digital wallet on your smart device.
- Using DCash is safer than carrying large sums of money.
- If you lose your smart device, you do NOT lose your DCash.
- DCash is contactless. There is no required touching of other individuals or foreign objects.
- DCash is issued and guaranteed by the ECCB.
- DCash facilitates the safe and instant transfer of money between individuals or businesses, locally or within the Eastern Caribbean Currency Union (ECCU).

How does it work?

The DCash app will allow transactions to take place between consumers and merchants.

How to make a Payment

- 1 Tap **Pay** on the bottom of the wallet home screen.



2 There are three ways in which you can send a payment:

- **Payment QR Code**

If the person or merchant, to whom you are sending money, has the DCash wallet application, you can simply scan their payment QR code with your smart device.

- **Paste the Payment Code**

If you received the payment code of the recipient, via text message or another app, you can either tap the link, or copy and paste the code into the app.

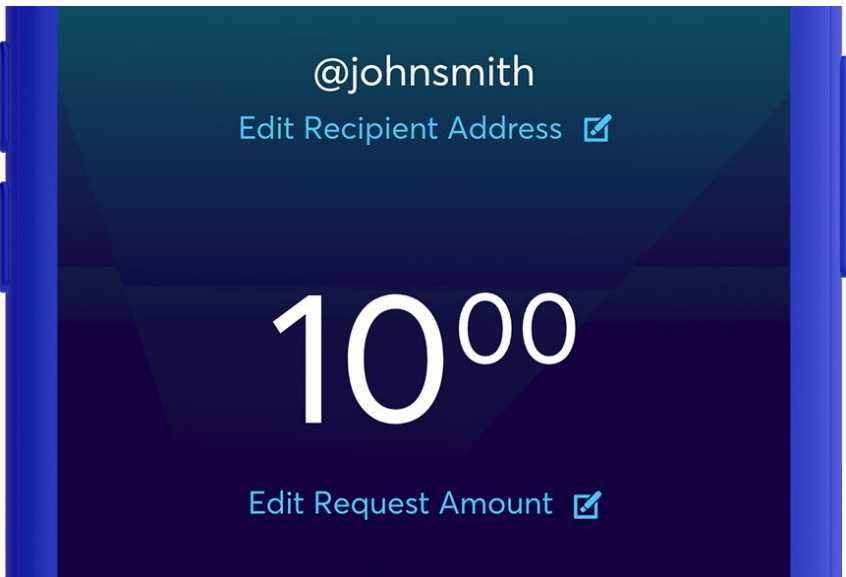
- **Enter the Payment Code Manually**

To type the payment code yourself, tap **Enter Code Manually**.

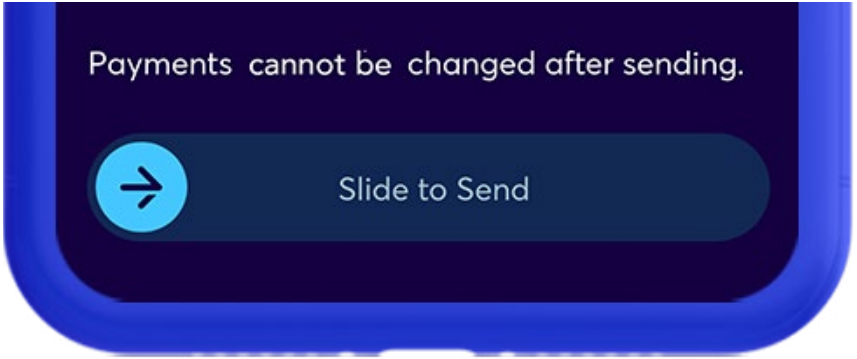
3 After you scan the payment QR code, tap the payment link, or manually enter the payment code, tap **Continue**, then enter the amount of the payment.

4 Tap **Continue** again.

5 On the **Review Payment** screen, make sure that the recipient and the payment amount are correct.



6 Slide to Send the money.



Visit dcashec.com for more exciting features!



How do I sign up?

1a. Receive invitation

You will receive an email from us inviting you to become a DCash user.

Or

1b. Contact your financial institution

Your institution will provide you with more information and send you an email invitation to sign up to become a DCash user.

2. Download the DCash app

Visit the App Store or the Google Play Store to download the DCash app.

3. Sign up via your financial institution

Open the app and click 'Sign up with a code'. Scan QR code, as provided by your financial institution, or manually enter its alphanumeric equivalent.

4. Verify your information

Follow the prompts to enter the requested information, including your bank account number. Review the information, and agree to the terms and conditions.

5. Wait for your approval email

We will review your application, within 36 hours, and you will be notified, by email, when your DCash Wallet has been approved.




Website: www.skccu.com

Tel: +1 (869) 465 2272

Email: DCash@skccu.com
info@skccu.com

Address: Bladen Commercial Development/New Street,
Basseterre, St. Kitts,
West Indies



[dcash_ec](https://twitter.com/dcash_ec)



[DCashECCU](https://www.facebook.com/DCashECCU)



[dcashec](https://www.instagram.com/dcashec)



www.dcashec.com